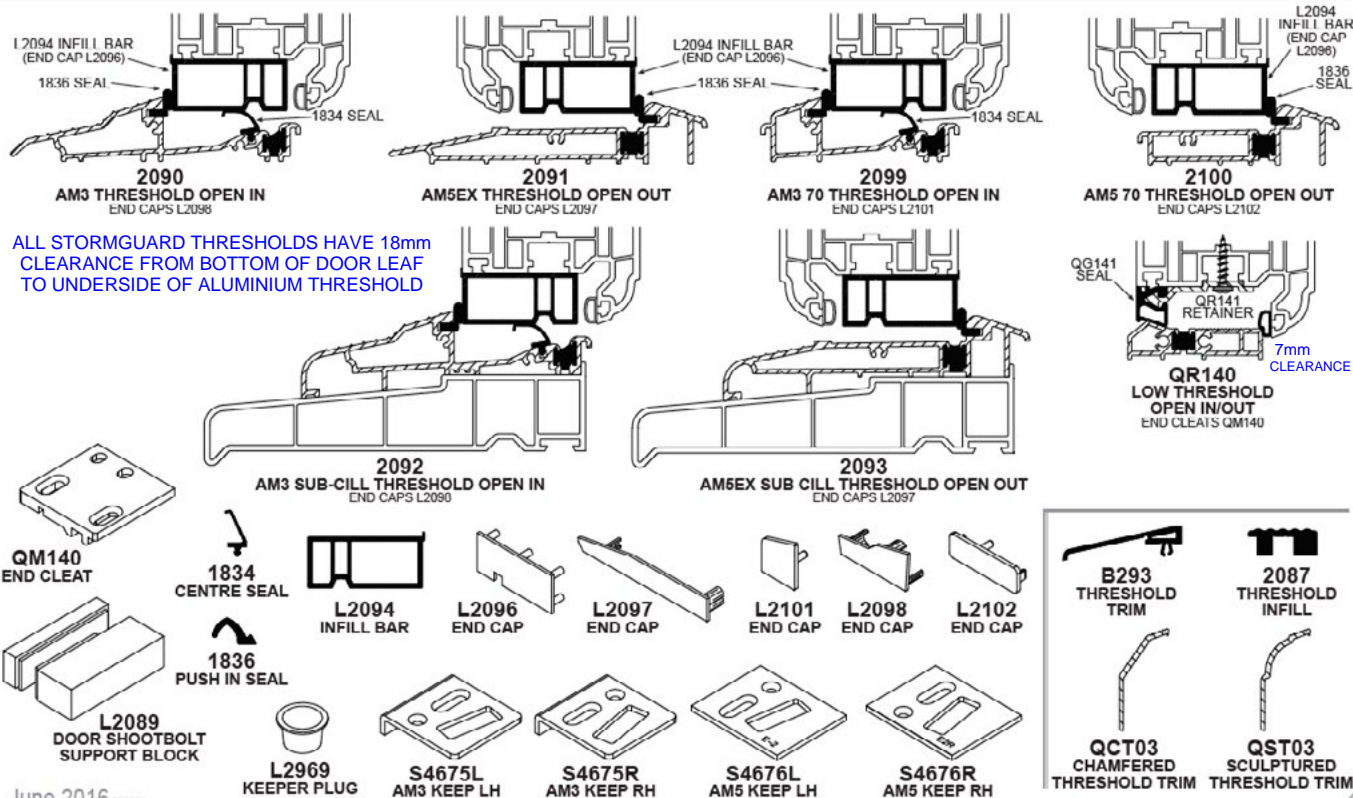
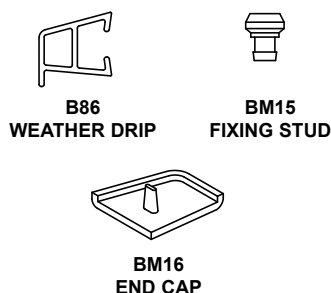
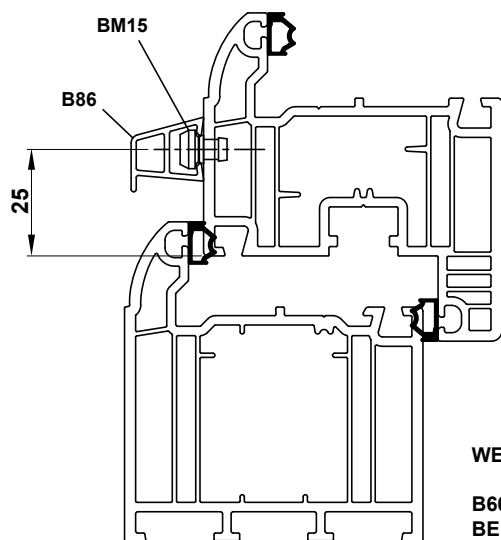


PVC DOOR THRESHOLD OPTIONS

THRESHOLDS & ASSOCIATED COMPONENTS



PVC DOOR WEATHERBARS FITTING/SIZES



WEATHER DRIP BAR:-

B66 WEATHER DRIP BAR SHOULD BE FITTED EXTERNALLY ON ALL TBT SASHES. IT IS TO BE FIXED TO THE PROFILE USING PRESS IN DRIP BAR FIXING STUDS BM15.

- 1) CUT WEATHER BAR TO LENGTH = SASH WIDTH - 80mm.
- 2) DRILL Ø5 HOLES AND FIT DRIP BAR FIXING STUDS BM15 AS SHOWN ABOVE, 50mm FROM EACH END AND A MAXIMUM PITCH OF 300mm WITH MINIMUM OF 3 SCREWS PER BAR.
- 3) CLIP DRIP BAR OVER FIXING STUDS AND CENTRALISE ON SASH.
- 4) END CAPS BM16 SHOULD BE GLUED IN PLACE ONE AT EACH END.